


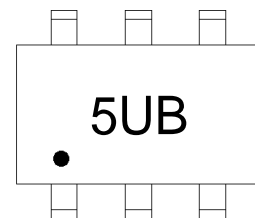
Low Capacitance ESD TVS Array

Features

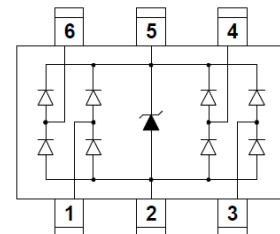
- SOT23-6 package
- Low leakage current
- Low clamping voltage
- 350Watts peak pulse power ($t_p = 8/20\mu s$)
- Solid-state silicon-avalanche technology
- Low capacitance (0.75pF typical I/O to I/O)
- ESD Protection for high-speed data lines to:
- IEC 61000-4-2 $\pm 30KV$ contact $\pm 30KV$ air
- IEC 61000-4-4 (EFT) 40A (5/50ns)
- IEC 61000-4-5 (Lightning) 15A (8/20 μs)
- RoHS compliant



Marking: .5UB SOT23-6



Schematic Diagram



Applications

- Fingerprint sensor
- USB2.0 application
- Other 5.0V application
- Video lines protection
- 100/1000M Ethernet protection

Absolute Maximum Ratings ($T_A = 25^\circ C$ unless otherwise noted)

Parameter	Symbol	Value	Unit
Peak Pulse Power (TP=8/20 μs)	P_{PP}	350	W
Peak Pulse Current (TP=8/20 μs)	I_{PP}	15	A
Operating temperature	T_J	-55 to +125	$^\circ C$
Storage temperature	T_{STG}	-55 to +150	$^\circ C$

Electrical Specifications ($T_A=25^\circ\text{C}$ unless otherwise noted)						
Parameter	Symbol	Test Conditions	Min	Typ	Max	Unit
Reverse stand-off Voltage	V_{RWM}				5.0	V
Reverse Breakdown Voltage	V_{BR}	$I_T=1\text{mA}$	6.0			V
Reverse Leakage Current	I_R	$V_R=5.0\text{V}$			0.5	μA
Clamping Voltage	V_C	$I_{PP}=15\text{A}, T_P=8/20\mu\text{S}$		20	23	V
Junction Capacitance	C_J	$V_R=0\text{V}, f=1\text{MHz}, I/O$ to I/O		0.75		pF
	C_J	$V_R=0\text{V}, f=1\text{MHz}, I/O$ to GND		1.5		pF

Ratings and Characteristics Curves

($T_A = 25^\circ\text{C}$ unless otherwise noted)

Fig.1 Peak Pulse Power Rating Curve

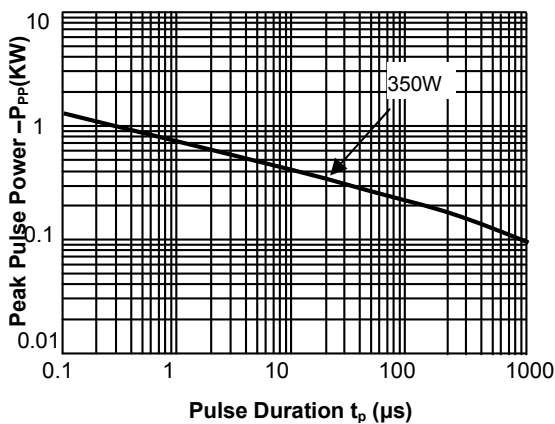


Fig.2 Pulse Derating Curve

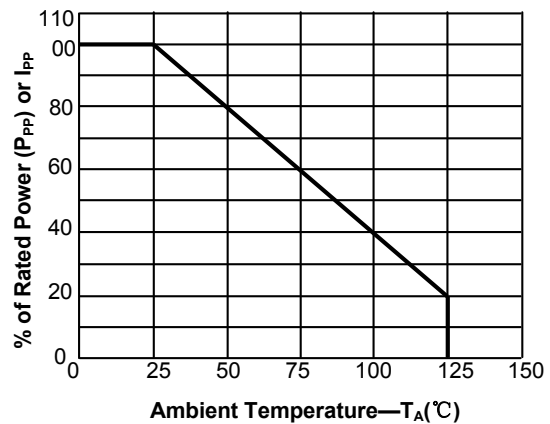


Fig.3 Pulse Waveform-8/20 μs

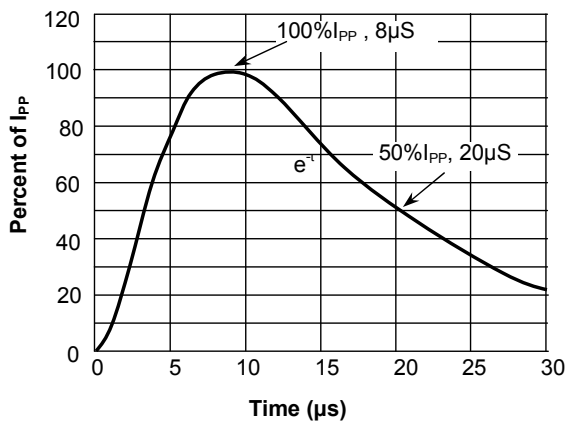
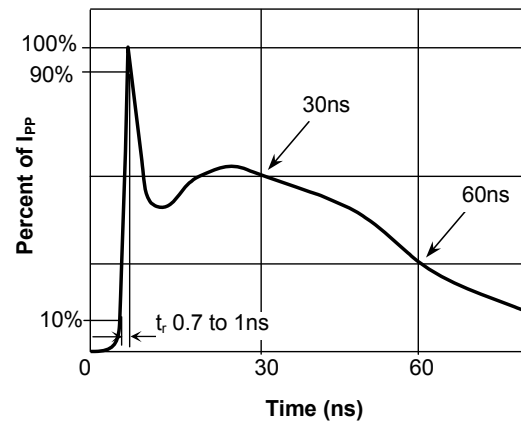
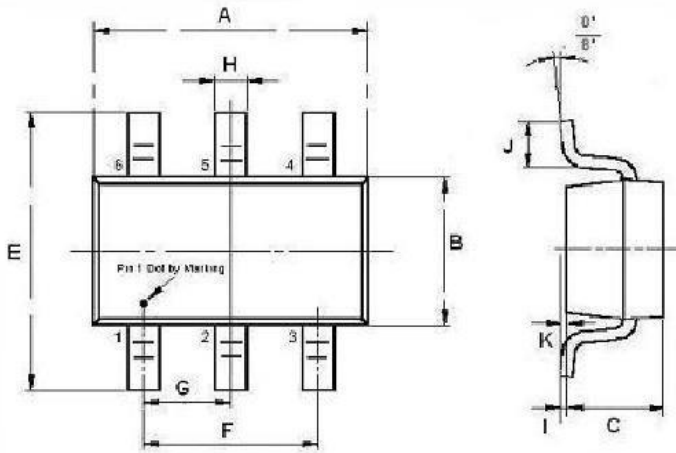


Fig.4 Pulse Waveform-ESD(IEC61000-4-2)



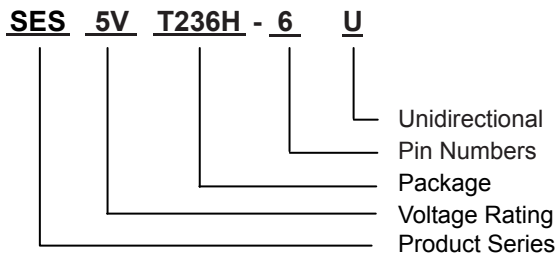
Package Outline Dimensions

in inches (millimeters)



Symbol	Dimensions in millimeters	
	Min	Max
A	2.91	2.93
B	1.50	1.70
C	0.90	1.30
E	2.60	3.00
F	1.80	2.00
G	0.85	1.05
H	0.35	0.50
I	0.20	0.10
J	0.35	0.55
K	0	0.15

Part Number System



Revision History

Document Version	Date of release	Description of changes
Rev.A	2021.06.01	First issue

Disclaimers

These materials are intended as a reference to assist our customers in the selection of the Suzhou Good-Ark product best suited to the customer's application; they do not convey any license under any intellectual property rights, or any other rights, belonging to Suzhou Good-Ark Electronics Co., Ltd. or a third party.

Suzhou Good-Ark Electronics Co., Ltd. assumes no responsibility for any damage, or infringement of any third-party's rights, originating in the use of any product data, diagrams, charts, programs, algorithms, or circuit application examples contained in these materials.

All information contained in these materials, including product data, diagrams, charts, programs and algorithms represents information on products at the time of publication of these materials, and are subject to change by Suzhou Good-Ark Electronics Co., Ltd. without notice due to product improvements or other reasons. It is therefore recommended that customers contact Suzhou Good-Ark Electronics Co., Ltd. or an authorized Suzhou Good-Ark Electronics Co., Ltd. for the latest product information before purchasing a product listed herein. The information described here may contain technical inaccuracies or typographical errors. Suzhou Good-Ark Electronics Co., Ltd. assumes no responsibility for any damage, liability, or other loss arising from these inaccuracies or errors. Please also pay attention to information published by Suzhou Good-Ark Electronics Co., Ltd. by various means, including our website home page.

(<http://www.goodark.com>)

When using any or all of the information contained in these materials, including product data, diagrams, charts, programs, and algorithms, Please be sure to evaluate all information as a total system before making a final decision on the applicability of the information and products. Suzhou Good-Ark Electronics Co., Ltd. assumes no responsibility for any damage, liability or other loss resulting from the information contained herein.

The prior written approval of Suzhou Good-Ark Electronics Co., Ltd. is necessary to reprint or reproduce in whole or in part these materials.

Please contact Suzhou Good-Ark Electronics Co., Ltd. or an authorized distributor for further details on these materials or the products contained herein.