

SOD-323 Plastic-Encapsulate Zener Diode

Features

- Low Zener Impedance
- 200mW; Power Dissipation of 200mW
- High Stability and High Reliability



SOD-323

Mechanical Data

- SOD-323 Small Outline Plastic Package
- Polarity: Color band denotes cathode end
- Mounting Position: Any

Maximum Ratings & Electrical Characteristics (T _A =25°C unless otherwise noted)			
Parameter	Symbol	Value	Unit
Power Dissipation	P _D	200	mW
Forward Voltage @IF=10mA	V _F	0.9	V
Storage temperature range	T _S	-65-+150	°C

1 Device mounted on ceramic PCB: 7.6mm x 9.4mm x 0.87mm with pad areas 25mm²

2 Short duration test pulse used to minimize self-heating effect

3 f=1KHz

Electrical Characteristics (TA=25°C unless otherwise noted)										
Part Number (Uni)	Marking	Vz1(@Izt)				Zzt@Izt	Zzk		IR	
		Min (V)	Nom (V)	Max (V)	Izt (mA)	Max Ω	Max Ω	Izk (mA)	Max uA	VR (V)
MMSZ5221BS	C1	2.28	2.4	2.52	20	30	1200	0.25	100	1.0
MMSZ5223BS	C3	2.57	2.7	2.84	20	30	1300	0.25	75	1.0
MMSZ5225BS	C5	2.85	3.0	3.15	20	30	1600	0.25	50	1.0
MMSZ5226BS	G1	3.14	3.3	3.47	20	28	1600	0.25	25	1.0
MMSZ5227BS	G2	3.42	3.6	3.78	20	24	1700	0.25	15	1.0
MMSZ5228BS	G3	3.71	3.9	4.10	20	23	1900	0.25	10	1.0
MMSZ5229BS	G4	4.09	4.3	4.52	20	22	2000	0.25	5.0	1.0
MMSZ5230BS	G5	4.47	4.7	4.94	20	19	1900	0.25	5.0	2.0
MMSZ5231BS	E1	4.85	5.1	5.36	20	17	1600	0.25	5.0	2.0
MMSZ5232BS	E2	5.32	5.6	5.88	20	11	1600	0.25	5.0	3.0
MMSZ5233BS	E3	5.70	6.0	6.30	20	7	1600	0.25	5.0	3.5
MMSZ5234BS	E4	5.89	6.2	6.51	20	7	1000	0.25	5.0	4.0
MMSZ5235BS	E5	6.46	6.8	7.14	20	5	750	0.25	3.0	5.0
MMSZ5236BS	F1	7.13	7.5	7.88	20	6	500	0.25	3.0	6.0
MMSZ5237BS	F2	7.79	8.2	8.61	20	8	500	0.25	3.0	6.5
MMSZ5238BS	F3	8.27	8.7	9.14	20	8	600	0.25	3.0	6.5
MMSZ5239BS	F4	8.65	9.1	9.56	20	10	600	0.25	3.0	7.0
MMSZ5241BS	H1	10.45	11	11.55	20	22	600	0.25	2.0	8.4
MMSZ5242BS	H2	11.40	12	12.60	20	30	600	0.25	1.0	9.1
MMSZ5243BS	H3	12.35	13	13.65	10	13	600	0.25	0.5	9.9
MMSZ5244BS	H4	13.30	14	14.70	9.5	15	600	0.25	0.1	10.0
MMSZ5245BS	H5	14.25	15	15.75	9.0	16	600	0.25	0.1	11.0
MMSZ5246BS	J1	15.20	16	16.80	8.5	17	600	0.25	0.1	12.0
MMSZ5248BS	J3	17.10	18	18.90	7.8	21	600	0.25	0.1	14.0
MMSZ5250BS	J5	19.00	20	21.00	6.2	25	600	0.25	0.1	15.0
MMSZ5251BS	K1	20.90	22	23.10	5.6	29	600	0.25	0.1	17.0
MMSZ5252BS	K2	22.80	24	25.20	5.2	33	600	0.25	0.1	18.0
MMSZ5253BS	K3	23.75	25	26.25	5.0	35	600	0.25	0.1	19.0
MMSZ5254BS	K4	25.65	27	28.35	5.0	41	600	0.25	0.1	21.0
MMSZ5255BS	K5	26.60	28	29.40	4.5	44	600	0.25	0.1	21.0
MMSZ5256BS	M1	28.50	30	31.50	4.2	49	600	0.25	0.1	23.0
MMSZ5257BS	M2	31.35	33	34.65	3.8	58	700	0.25	0.1	25.0
MMSZ5258BS	M3	34.20	36	37.80	3.4	70	700	0.25	0.1	27.0
MMSZ5259BS	M4	37.05	39	40.95	3.2	80	800	0.25	0.1	30.0

VF≤0.9V@IF=10mA

Ratings and Characteristics Curves

($T_A = 25^\circ\text{C}$ unless otherwise noted)

Breakdown characteristics

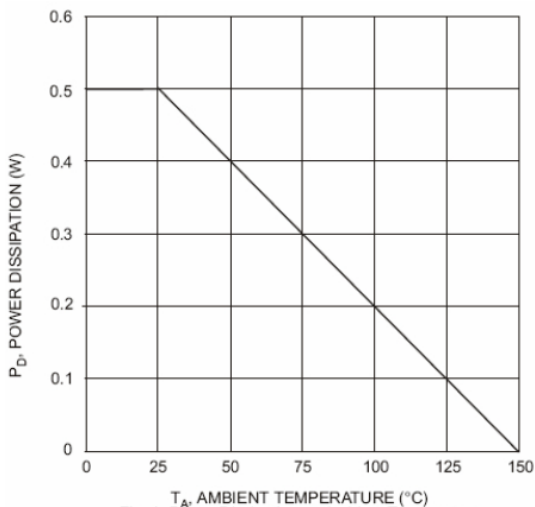
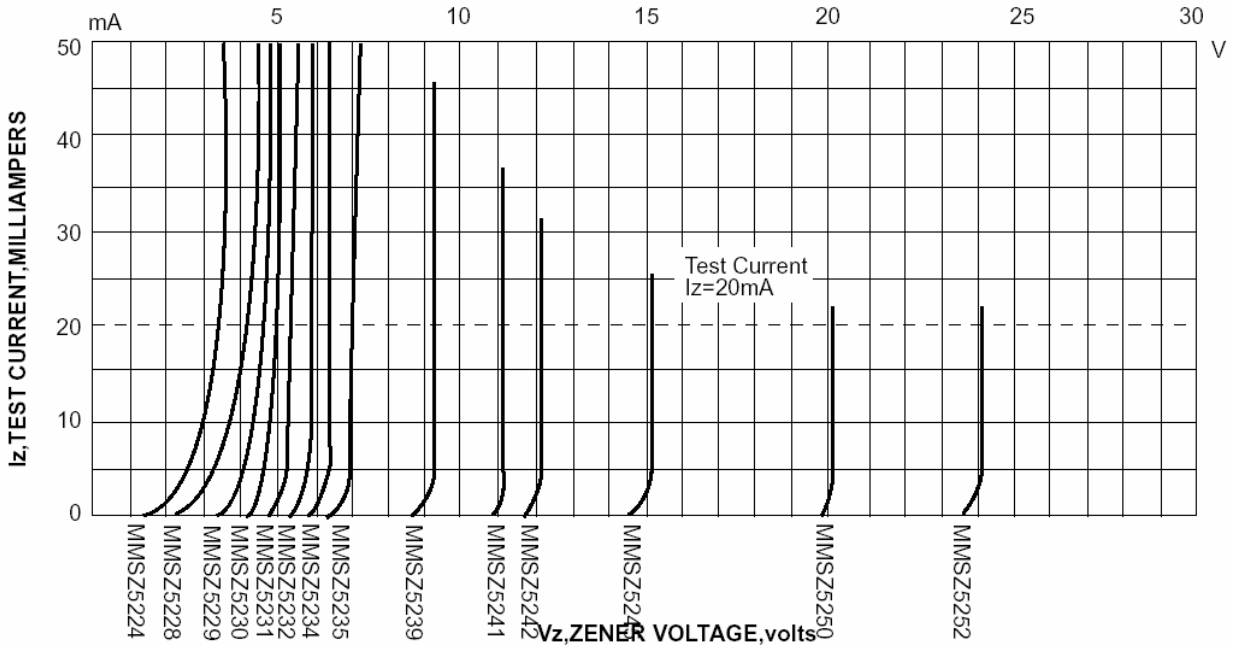


Fig. 1 Power Dissipation vs Ambient Temperature

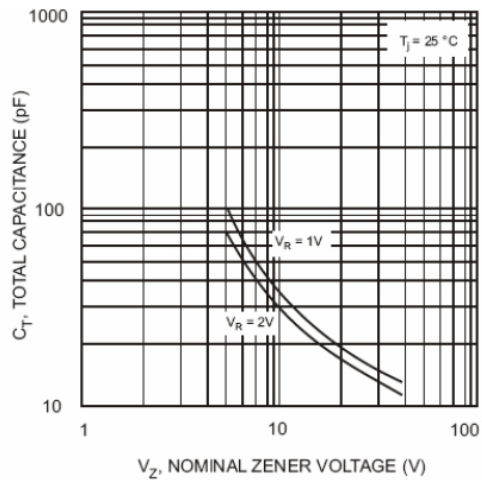


Fig. 2 Total Capacitance vs Nominal Zener Voltage

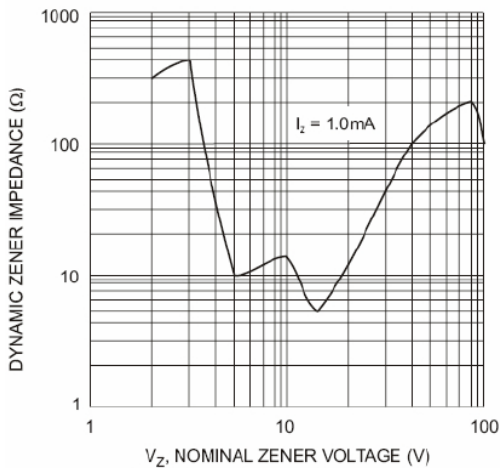
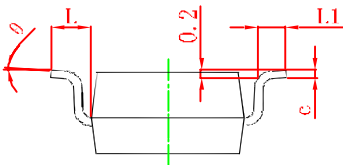
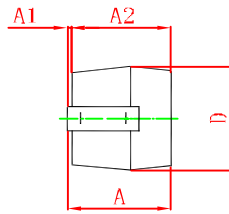
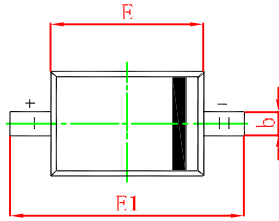


Fig. 3 Zener Voltage vs. Zener Impedance

Package Outline Dimensions

millimeters



Symbol	Min	Max
A		1.000
A1	0.000	0.100
A2	0.800	0.900
b	0.250	0.350
c	0.080	0.150
D	1.200	1.400
E	1.600	1.800
E1	2.500	2.700
L	0.475REF	
L1	0.250	0.400
θ	0°	8°

Revision History

Document Version	Date of release	Description of changes
Rev.A	2015.09.01	First issue

Disclaimers

These materials are intended as a reference to assist our customers in the selection of the Suzhou Good-Ark product best suited to the customer's application; they do not convey any license under any intellectual property rights, or any other rights, belonging to Suzhou Good-Ark Electronics Co., Ltd. or a third party.

Suzhou Good-Ark Electronics Co., Ltd. assumes no responsibility for any damage, or infringement of any third-party's rights, originating in the use of any product data, diagrams, charts, programs, algorithms, or circuit application examples contained in these materials.

All information contained in these materials, including product data, diagrams, charts, programs and algorithms represents information on products at the time of publication of these materials, and are subject to change by Suzhou Good-Ark Electronics Co., Ltd. without notice due to product improvements or other reasons. It is therefore recommended that customers contact Suzhou Good-Ark Electronics Co., Ltd. or an authorized Suzhou Good-Ark Electronics Co., Ltd. for the latest product information before purchasing a product listed herein. The information described here may contain technical inaccuracies or typographical errors. Suzhou Good-Ark Electronics Co., Ltd. assumes no responsibility for any damage, liability, or other loss rising from these inaccuracies or errors. Please also pay attention to information published by Suzhou Good-Ark Electronics Co., Ltd. by various means, including our website home page.

(<http://www.goodark.com>)

When using any or all of the information contained in these materials, including product data, diagrams, charts, programs, and algorithms, Please be sure to evaluate all information as a total system before making a final decision on the applicability of the information and products. Suzhou Good-Ark Electronics Co., Ltd. assumes no responsibility for any damage, liability or other loss resulting from the information contained herein.

The prior written approval of Suzhou Good-Ark Electronics Co., Ltd. is necessary to reprint or reproduce in whole or in part these materials.

Please contact Suzhou Good-Ark Electronics Co., Ltd. or an authorized distributor for further details on these materials or the products contained herein.