


2A,400V Superfast Rectifier

Features

- Low leakage current
- Low forward voltage drop
- Glass passivated chip junction
- Moisture sensitivity: level 1, per J-STD-020
- Halogen-free according to IEC 61249-2-21 definition
- High temperature soldering guaranteed: 260°C/10 seconds



RoHS
COMPLIANT



SMB (DO-214AA)

Applications

For use in secondary rectification and freewheeling for superfast switching speeds of converters in consumer applications.

Maximum Ratings & Electrical Characteristics (T _A =25°C unless otherwise noted)			
Parameter	Symbol	ES2HGB	Unit
Maximum repetitive peak reverse voltage	V _{RRM}	400	V
Maximum RMS voltage	V _{RMS}	280	V
Maximum DC blocking voltage	V _{DC}	400	V
Maximum average forward rectified current	I _{F(AV)}	2	A
Peak forward surge current, 8.3ms single half sine-wave superimposed on rated load	I _{FSM}	50	A
Operating junction temperature range	T _J	-55 to +175	°C
Storage temperature range	T _{STG}	-55 to +175	°C

Thermal-Mechanical Specifications (T _A =25°C unless otherwise noted)			
Parameter	Symbol	Typ	Unit
Thermal Resistance, Junction to Ambient	R _{thJA}	85	°C /W
Thermal Resistance, Junction to Case	R _{thJC}	15	°C /W
Thermal Resistance, Junction to Lead	R _{thJL}	20	°C /W

Electrical Specifications($T_A=25^{\circ}\text{C}$ unless otherwise noted)

Parameter	Symbol	Test Conditions	ES2HGB	Unit
Maximum forward drop voltage	V_F	$I_F=2\text{A}$	1.25	V
Maximum reverse leakage current @ V_R	I_R	$T_J=25^{\circ}\text{C}$	5	μA
Typical junction capacitance	C_J	$V_R=4.0\text{V}$, $f=1\text{MHz}$	25	pF
Maximum reverse recovery time	t_{rr}	$I_F=0.5\text{A}$, $I_R=1.0\text{A}$, $I_{RR}=0.25\text{A}$	50	ns

Note:

1.Mounted on copper pad area of 5 x 5mm to each terminal.

Ratings and Characteristics Curves ($T_A=25^{\circ}\text{C}$ unless otherwise noted)

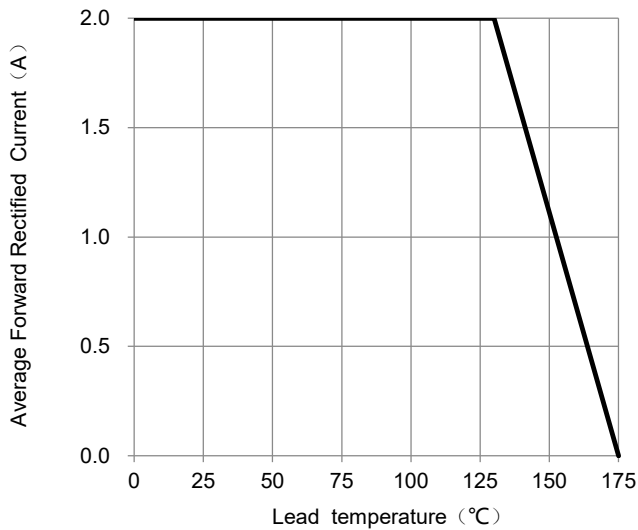


Fig.1 –Forward Current Derating Curve

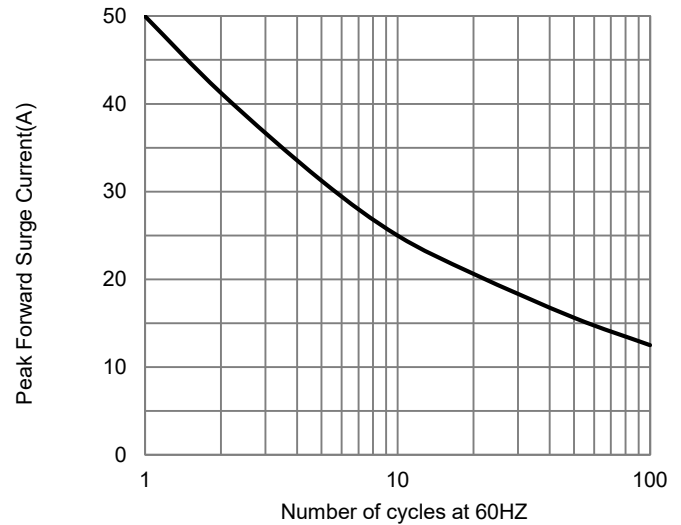


Fig.2 – Maximum Non-Repetitive Surge Current

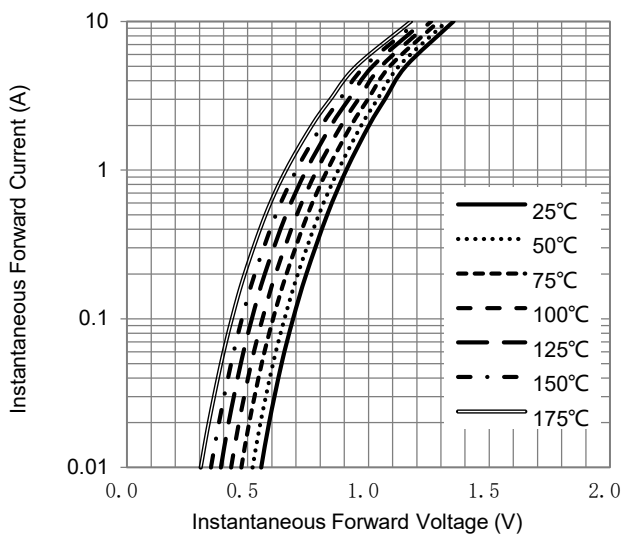


Fig.3 –Typical Forward Voltage Characteristics

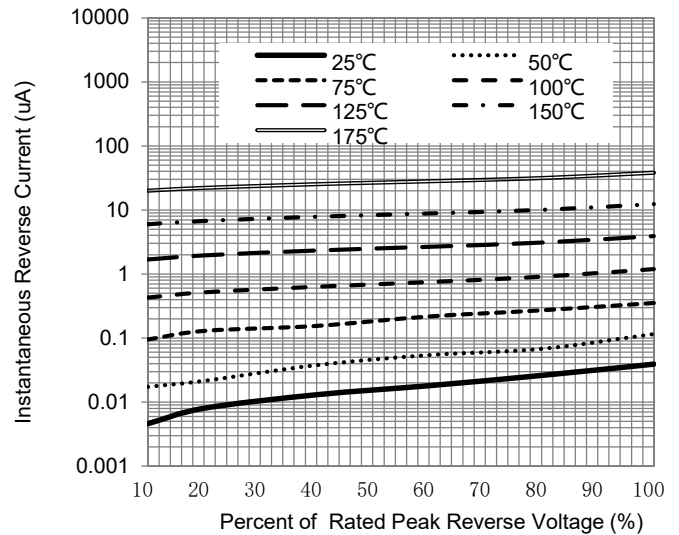


Fig.4 –Typical Reverse Current Characteristics

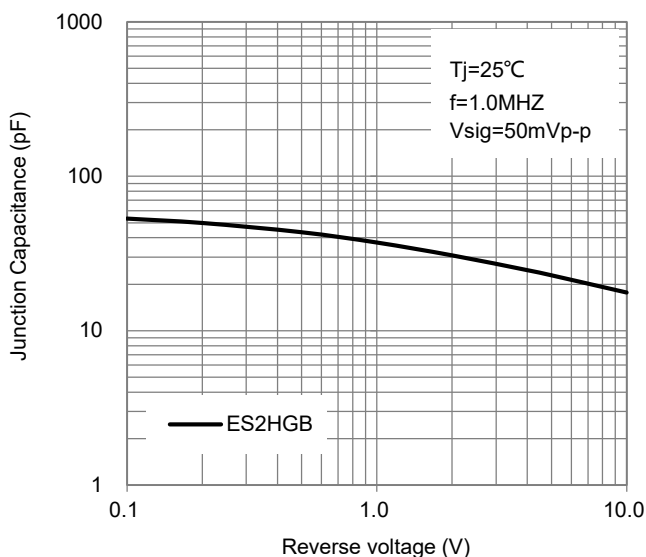
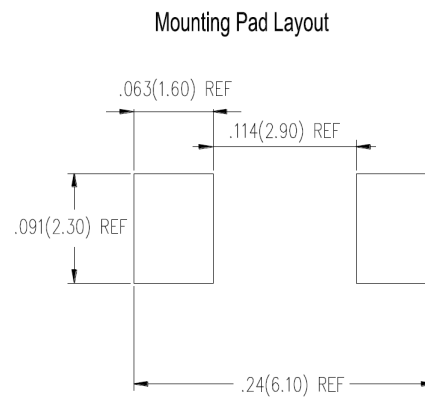
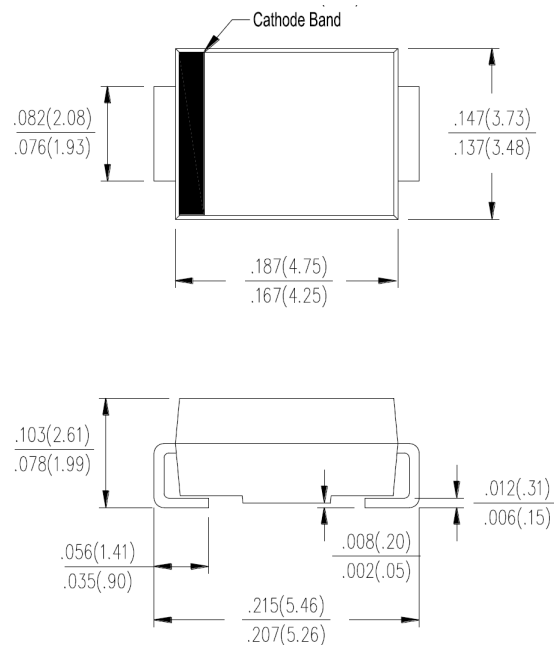


Fig.5 –Typical Junction Capacitance

Package Outline Dimensions

in inches (millimeters)

SMB (DO-214AA)



Disclaimers

These materials are intended as a reference to assist our customers in the selection of the Suzhou Good-Ark product best suited to the customer's application; they do not convey any license under any intellectual property rights, or any other rights, belonging to Suzhou Good-Ark Electronics Co., Ltd. or a third party.

Suzhou Good-Ark Electronics Co., Ltd. assumes no responsibility for any damage, or infringement of any third-party's rights, originating in the use of any product data, diagrams, charts, programs, algorithms, or circuit application examples contained in these materials.

All information contained in these materials, including product data, diagrams, charts, programs and algorithms represents information on products at the time of publication of these materials, and are subject to change by Suzhou Good-Ark Electronics Co., Ltd. without notice due to product improvements or other reasons. It is therefore recommended that customers contact Suzhou Good-Ark Electronics Co., Ltd. or an authorized Suzhou Good-Ark Electronics Co., Ltd. for the latest product information before purchasing a product listed herein. The information described here may contain technical inaccuracies or typographical errors. Suzhou Good-Ark Electronics Co., Ltd. assumes no responsibility for any damage, liability, or other loss rising from these inaccuracies or errors. Please also pay attention to information published by Suzhou Good-Ark Electronics Co., Ltd. by various means, including our website home page.

(<http://www.goodark.com>)

When using any or all of the information contained in these materials, including product data, diagrams, charts, programs, and algorithms, please be sure to evaluate all information as a total system before making a final decision on the applicability of the information and products. Suzhou Good-Ark Electronics Co., Ltd. assumes no responsibility for any damage, liability or other loss resulting from the information contained herein.

The prior written approval of Suzhou Good-Ark Electronics Co., Ltd. is necessary to reprint or reproduce in whole or in part these materials.

Please contact Suzhou Good-Ark Electronics Co., Ltd. or an authorized distributor for further details on these materials or the products contained herein.